



# CLUTCH DISK CATALOGUE



## DIMENSIONS


- 1) IT.....INNER GEAR
- 2) ID.....TOP OF GEAR(MM)
- 3) id .....END OF GEAR (MM)
- 4) OD.....DISK OD(MM)





\*Dimensions- IT=Inner Gear, ID=Top of Gear, id=End of Gear, OD=DISK OD


\*MOQ: 10/PCS


\*Will ask more MOQ when it sold out.


<b>Part No.</b>	CP-MC-1	<b>IT</b>	13
		<b>ID</b>	22
		<b>id</b>	25.5
		<b>OD</b>	275
		<b>Brand</b>	
KOMATSU FD15Z20 / FD30-16			


<b>Part No.</b>	CP-MC-1-1	<b>IT</b>	13
		<b>ID</b>	22
		<b>id</b>	25.5
		<b>OD</b>	275
		<b>Brand</b>	
MITSUBISHI FVD25/FD15/FD30F14A			


<b>Part No.</b>	CP-MC-2	<b>IT</b>	10
		<b>ID</b>	24
		<b>id</b>	28.3
		<b>OD</b>	275
		<b>Brand</b>	
TOYOTA 2F/3F/5F/6F/7FD15~30			
CATERPILLAR			


<b>Part No.</b>	CP-MC-2-1	<b>IT</b>	10
		<b>ID</b>	24
		<b>id</b>	28.3
		<b>OD</b>	275
		<b>Brand</b>	
TOYOTA-7FDG20~25			


<b>Part No.</b>	CP-MC-3	<b>IT</b>	10
		<b>ID</b>	
		<b>id</b>	
		<b>OD</b>	325
		<b>Brand</b>	
KOMATSU-FD35~40-2/3			
TCM-FVD40Z2			


<b>Part No.</b>	CP-MC-4	<b>IT</b>	12
		<b>ID</b>	24.6
		<b>id</b>	29
		<b>OD</b>	275
		<b>Brand</b>	
KOMATSU FD15/25/30			
NISSAN H20, YALE GLP25			


<b>Part No.</b>	CP-MC-6	<b>IT</b>	13
		<b>ID</b>	21.3
		<b>id</b>	25
		<b>OD</b>	225
		<b>Brand</b>	
KOMATSU-FG10-15			

<b>Part No.</b>	CP-MC-7	<b>IT</b>	20
		<b>ID</b>	25
		<b>id</b>	27.8
		<b>OD</b>	275
		<b>Brand</b>	
MITSUBISHI			
NISSAN F25-DG			

<b>Part No.</b>	CP-MC-9	<b>IT</b>	21
		<b>ID</b>	25.4
		<b>id</b>	29.6
		<b>OD</b>	225
		<b>Brand</b>	
TOYOTA-7FGD15			

<b>Part No.</b>	CP-MC-10	<b>IT</b>	21
		<b>ID</b>	25.4
		<b>id</b>	30
		<b>OD</b>	275
		<b>Brand</b>	
TOYOTA 7FD20~25/7FD20-30-MTM			

<b>Part No.</b>	CP-MC-10-1	<b>IT</b>	21
		<b>ID</b>	25.4
		<b>id</b>	30
		<b>OD</b>	275
		<b>Brand</b>	
TOYOTA 7FG10~30			


<b>Part No.</b>	CP-MC-11	<b>IT</b>	18
		<b>ID</b>	22.8
		<b>id</b>	25
		<b>OD</b>	275
		<b>Brand</b>	
KOMATSU FD25, NISSAN EH02			
TCM FG20C3/FD25Z1/FD30T3Z7			


\*Dimensions- IT=Inner Gear, ID=Top of Gear, id=End of Gear, OD=DISK OD


\*MOQ: 10/PCS


\*Will ask more MOQ when it sold out.

<b>Part No.</b>	CP-MC-12	<b>IT</b>	24
		<b>ID</b>	23.3
		<b>id</b>	26
		<b>OD</b>	250
		<b>Brand</b>	
NISSAN-A15			

<b>Part No.</b>	CP-MC-13	<b>IT</b>	24
		<b>ID</b>	23
		<b>id</b>	25.5
		<b>OD</b>	200
		<b>Brand</b>	
KOMATSU			

<b>Part No.</b>	CP-MC-14	<b>IT</b>	10
		<b>ID</b>	22
		<b>id</b>	26
		<b>OD</b>	225
		<b>Brand</b>	
TCM FG15Z3 . TCM FD25Z2			

<b>Part No.</b>	CP-MC-15	<b>IT</b>	10
		<b>ID</b>	24
		<b>id</b>	29
		<b>OD</b>	225
		<b>Brand</b>	
TOYOTA 4F/5F/6FG10~25			

<b>Part No.</b>	CP-MC-17	<b>IT</b>	16
		<b>ID</b>	
		<b>id</b>	
		<b>OD</b>	325
		<b>Brand</b>	
KOMATSU . TCM			

<b>Part No.</b>		<b>IT</b>	
		<b>ID</b>	
		<b>id</b>	
		<b>OD</b>	
		<b>Brand</b>	

<b>Part No.</b>		<b>IT</b>	
		<b>ID</b>	
		<b>id</b>	
		<b>OD</b>	
		<b>Brand</b>	

<b>Part No.</b>		<b>IT</b>	
		<b>ID</b>	
		<b>id</b>	
		<b>OD</b>	
		<b>Brand</b>	

<b>Part No.</b>		<b>IT</b>	
		<b>ID</b>	
		<b>id</b>	
		<b>OD</b>	
		<b>Brand</b>	

<b>Part No.</b>		<b>IT</b>	
		<b>ID</b>	
		<b>id</b>	
		<b>OD</b>	
		<b>Brand</b>	

<b>Part No.</b>		<b>IT</b>	
		<b>ID</b>	
		<b>id</b>	
		<b>OD</b>	
		<b>Brand</b>	

<b>Part No.</b>		<b>IT</b>	
		<b>ID</b>	
		<b>id</b>	
		<b>OD</b>	
		<b>Brand</b>	